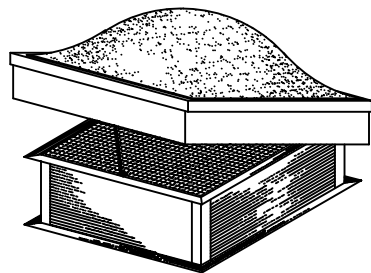


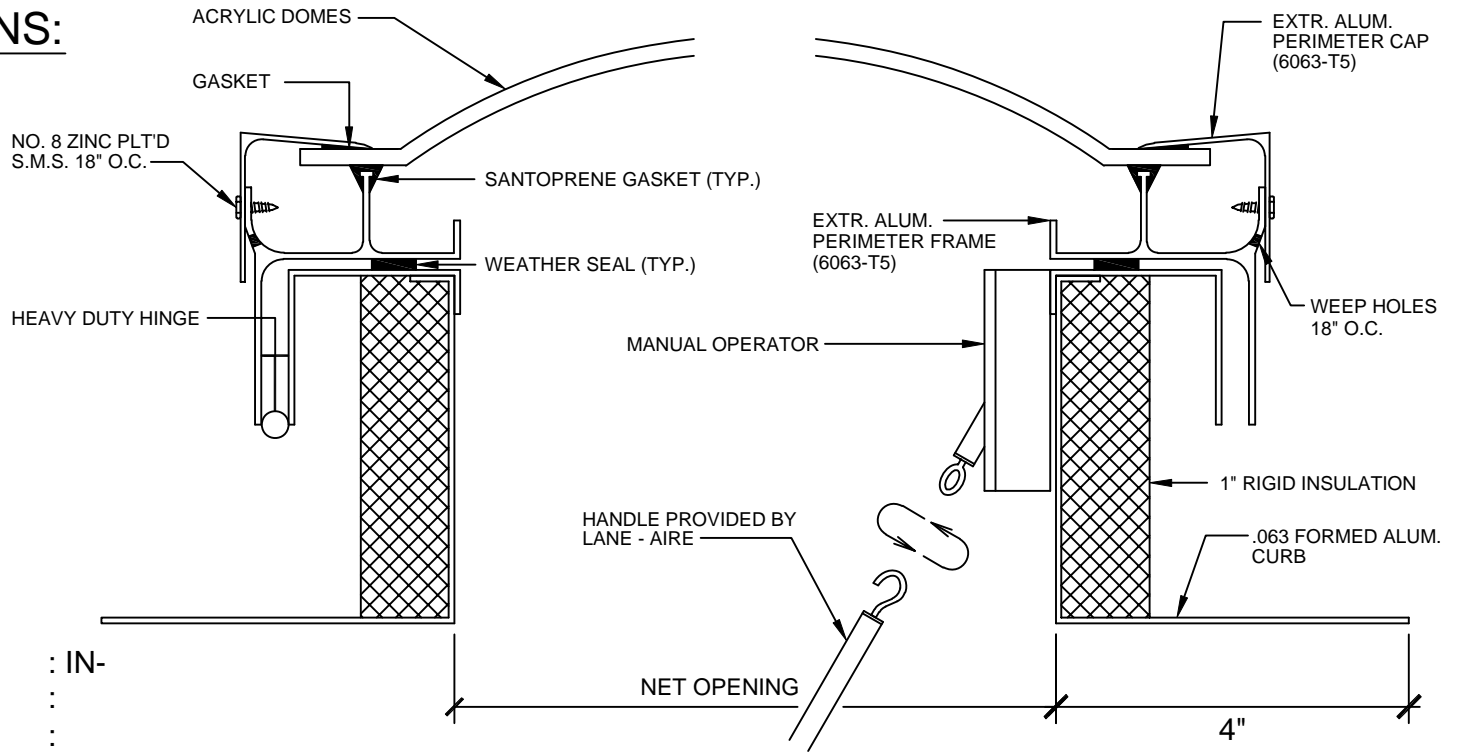
# SPECIFICATIONS:

THESE DRAWINGS ARE SUBMITTED FOR PURPOSE OF DESIGN APPROVAL. ALL DIMENSIONS TO BE FIELD VERIFIED PRIOR TO FABRICATION. SKYLIGHT SHALL BE CONSTRUCTED WITH ALL JOINTS CUT TO MATCH FIT AND HELI-ARC WELDED FOR MAXIMUM STRENGTH AND WATER TIGHTNESS. EACH SKYLIGHT SHALL BE SUPPLIED COMPLETE AND READY FOR INSTALLATION.

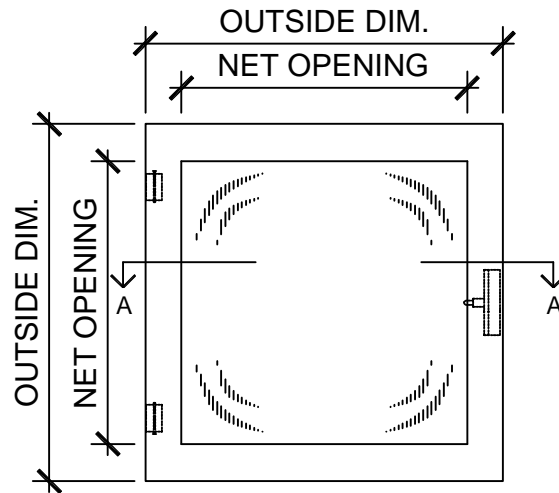
MODEL : IN-  
 NET OPENING :  
 CURB HEIGHT :  
 UNITS REQUIRED :  
 DOME COLOR :  
 FINISH :



**PLAN VIEW**  
NOT TO SCALE



**SECTION A - A**  
SCALE : 1/2" = 1"



|   |     |                     |  |
|---|-----|---------------------|--|
| <b>INDUSTRIAL LADDER &amp; SCAFFOLDING</b><br>8152 BELVEDERE AVE SACRAMENTO, CA (916)452-0231 |     | By <i>Lane-Aire</i> |  |
| JOB   |     | SHEET               |  |
| ARCH.   |     | OF                  |  |
| CONTR.  |     | DWG. NO.            |  |
| SUB. CONTR.   |     | IN                  |  |
| DRAWN BY  | AC- | DATE:               |  |